



SPECIFICATION
ALUMINIUM HOUSING
OPAL DIFFUSER
ALUMINIUM LOUVRE

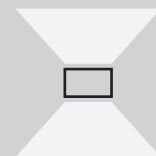


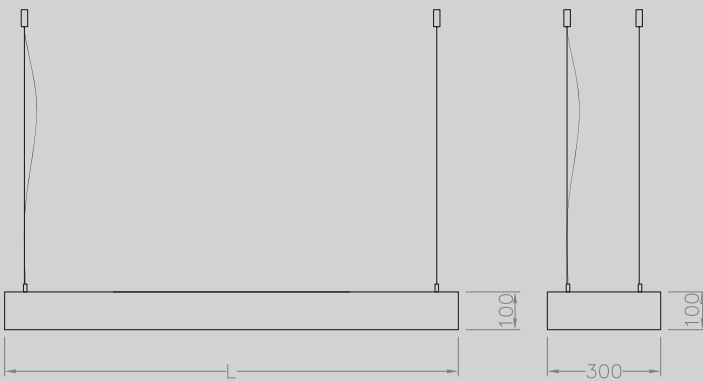
FINISH
ANODISED ALUMINIUM
WHITE
BLACK

LATITUDE

A shallow-depth indirect/direct pendant with the choice of opal diffuser or louvre.

REFERENCE	LAMPS	OPTIC	LENGTH (mm)	WIDTH (mm)
LAT 114 254	2 x 54 watt T5	DIFFUSER	1200	300
LAT 115 254	2 x 54 watt T5	LOUVRE	1200	300
LAT 122 RGB	RGB LEDs	DIFFUSER	1200	300
LAT 114 280	2 x 80 watt T5	DIFFUSER	1200	300
LAT 115 280	2 x 80 watt T5	LOUVRE	1200	300

ADD SUFFIX /AN for analogue dimming
/DSI for digital dimming
/DALI for DALI dimming



DIMENSIONS

MOUNTING
WIRE SUSPENSIONS
2000mm AS STANDARD

LAMPS
T5 OR LEDs

DISTRIBUTION

PENDANT
LATITUDE

DETAIL

IP RATING **_20**
WEIGHT [KG] **_5**

CE